









Single room unit with full ensuite, desk, small general living area. This unit is a comfortable remote site facility.

-  1 Designed to meet BCA and other relevant standards
-  1 Acoustically superior insulation
-  1 Thermal insulation designed for 5 Star Energy Rating
-  0 Cyclonic structural design and certifications as required
-  0 WELS compliant plumbing fittings
-  0 Robust steel structure
-  0 Easy to transport, quick to install
-  0 Flexible in layout and design

FEATURES



EXTERNAL SIZE & TARE WEIGHT	1 x (6069 x 3000 x 2896) at 3000kg approx
EXTERNAL WALL/ROOF FINISH	1.5mm PPG Corten steel pre-painted panel, engineered steel structure conforming to ISO/ASTM
INTERNAL WALL/CEILING FINISH	3 Ply (0.5mm pre-painted steel + 49mm PU (wall) / 69mm PU (ceiling) + 0.5mm pre-painted steel) or 10mm plasterboard optional
INSULATION	Polyurethane (refrigeration panel); Polystyrene or rock wool optional
FLOOR FINISH	28mm Marine Ply substrate with vinyl finish
DOORS	External - 50mm steel Polyurethane core panel door, steel frame Internal - Aluminium frame and core panel door 50mm
WINDOWS	Windows with safety glass and mounting points for shutters
ELECTRICAL & PLUMBING	Rough-in prepared within integral service ducts
OPTIONAL EXTRAS	Electrical fittings: TV, phone and data points; light fittings and GPOs Plumbing: fixtures to bathroom(s) and kitchen; solar HWS Other: styled roofing; cladding; appliances; furniture; A/C; decking; termi mesh; local transport; installation. Other options available.

NOTES 20MMO1BREN01 Ver: 131008 © Amoveo 2008
Images/plans/specifications are indicative only and subject to confirmation.
Amoveo may amend at its discretion.